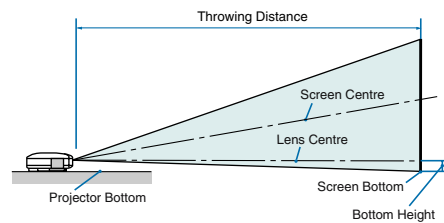


■ Specifications

	VT700	VT695	VT595	VT590	VT491	VT59	VT49	
LCD Panel *1	0.63inches p-Si TFT active-matrix with MLA			0.6inches p-Si TFT active-matrix with MLA				
Resolution	XGA (1024 x 768)			SVGA (800 x 600)	XGA (1024 x 768)	SVGA (800 x 600)		
Lens	Manual Focus (Range 1.5 to 1.8)(f=18.9mm to 22.7mm) Manual (Ratio:1.2)							
Lamp	210W DC 172W	200W DC	150W	190W DC		150W DC	120W	
Lamp Life *2	3000H		2000H	3000H		3000H	4000H	
Light Output	3000 ANSI lumens (Approx.80% in Eco Mode)	2500 ANSI lumens (Approx.75% in Eco Mode)		2000 ANSI lumens (Approx.80% in Eco Mode)			1600 ANSI lumens (Approx.80% in Eco Mode)	
Contrast Ratio (White/Black)	500 : 1			600 : 1				
Fan Noise	Normal Mode 35dB		Eco Mode 29dB	34dB			32dB	
Image Size	21 to 300 inches							
Projection Distance	0.7m to 10.7m			0.7m to 11.1m			25 to 300 inches	
Projection Angle	8.3° to 8.6° (Tele), 9.9° to 10.3° (Wide)							
Colour Reproduction	Full Colour, 16.77Million Colours Simultaneously							
Maximum Resolution	UXGA (1600 x 1200)							
Keystone Correction Vertical	Manual/Automatic ±30degrees			Manual ±30degrees				
Scan Rate	Horizontal Vertical		15kHz to 100kHz (RGB : 24kHz or over) 50Hz to 120Hz RGB : 80MHz/Video : 6.5MHz					
Input Signal Bandwidth	2							
Input Terminals	Computer Input (VT700/VT695 /VT595/VT491 : 2 Inputs)	D-Sub Mini 15pin (Computer 1)	RGB H/V Sync Composite Sync Sync on G	0.7Vp-p/75Ω positive 4.0Vp-p/TTL Level polarity 4.0Vp-p/TTL Level polarity		1		
		DVI-I 29pin (Computer 2)	DVI digital DVI analog	T.M.D.S Specifications with H.D.C.P Same with Computer 1		2		
	D-Sub Mini 15pin (Computer 2)				Same with Computer 1	1		
	Audio Input (Sharing with Computer 1&2)				Same with Video	Same with Video		
	Stereo Mini Jack							
	Component Input (Sharing with Computer 1 Input)	D-Sub Mini 15pin (Sharing With Computer 1 Input)	Compatible signals	DTV : 480i, 480p, 720p, 1080i (60Hz) / 576i, 576p, 1080i (50Hz) DVD : Progressive (50/60Hz)				
	Video Input	RCA pin	Composite Video	NTSC/NTSC4.43/PAL/NTSC-M/PAL-M/PAL-60/SECAM				
	2 RCA pin	Stereo L(MONO)/R		1.0Vp-p/75Ω(With Sync) 0.5Vrms/22kΩ or over				
	S-Video Input	Mini DIN-4pin	Y Cb - Cr ( Pb - Pr )	1.0Vp-p/75Ω(With Sync) 0.286Vp-p/75Ω				
	Audio Input (Sharing with Video)			Same with Video				
Output Terminals	Computer Output D-Sub Mini 15pin		Only Computer1 can be output					
Audio output	Stereo Mini Jack	Stereo L(MONO)/R	Variable Output Level. Selected Computer & Video, S-Video with Audio Signal Output		Variable Output Level. Selected Computer & Video, S-Video with Audio Signal Output			
Control Terminals	PC Control	Mini DIN-8pin	RS-232C					
Built-In Speaker	Operational Temperatures		5W Monaural		1W Monaural			
Environment	Storage Temperatures		5°C to 40°C, 20% to 80% Humidity (Non-Condensing) Eco mode selected automatically at 35°C to 40°C -10°C to 50°C, 20% to 80% Humidity (Non-Condensing)					
Power Consumption	Normal Mode	295W	285W	270W	255W	205W	205W	
	Eco Mode	240W	220W	205W	205W	170W	170W	
	Standby Mode	8W			9W			
Input Current	3.3/1.5A(100/240V AC)*3							
Power Requirement	3.1/1.3A(100/240V AC) 100 - 240V AC (50/60Hz)*4							
Regulations	For United States *5	UL Approved/UL 60950-1, Meets FCC Class B Requirements						
	For Canada *5	UL Approved/CSA 60950-1, Meets DOC Canada Class B Requirements						
	For Australia/New Zealand *5	Meets IEC60950-1, Meets AS/NZS CISPR.22 Class B						
	For China *5	GB4943, GB9254, GB17625.1						
	For Europe	Meets EMC Directive/EN55022, EN55024, EN61000-3-2, EN61000-3-3, Meets Low Voltage Directive (EN60950-1, TUV GS Approved)						
Net Weight	3.1kg	3.0kg	3.0kg	2.9kg	2.9kg	2.8kg	2.8kg	
Dimensions (WxHxD)	309mm x 112mm x 258mm (Not Including Protrusions)							

\*1 : LCD Panel technology consists of fine picture cells with more than 99.99% of the cells being active.  
 \*2 : Lamp life is defined as the average time span for the brightness of the lamp to be reduced by half, it does not refer to the warranty period for the lamp.  
 \*3 : VT700 : 3.3/1.5A(100/240V AC), VT700G/VT700+ : 1.7A(200/240V AC)  
 \*4 : VT700 : 100-240V AC(50/60Hz), VT700G/VT700+ : 200-240V AC(50/60Hz)  
 \*5 : VT700/VT695/VT595/VT590/VT491/VT49 only.  
 All specifications are subject to change without notice.

■ Throwing Distance and Image Size



VT700/VT695				VT595/VT590/VT491/VT59				VT49			
Screen Size (inch)	Throwing distance(m)	Wide	Bottom Height(cm)	Screen Size (inch)	Throwing distance(m)	Wide	Bottom Height(cm)	Screen Size (inch)	Throwing distance(m)	Wide	Bottom Height(cm)
21	-	0.73	5	21	-	0.75	5	21	-	-	-
25	0.72	0.87	6	25	0.74	0.90	6	25	0.89	6	6
30	0.87	1.05	7	30	0.90	1.09	7	30	1.07	7	7
40	1.17	1.41	10	40	1.21	1.46	9	40	1.44	9	9
60	1.77	2.13	14	60	1.83	2.20	13	60	2.18	13	13
80	2.37	2.85	19	80	2.45	2.94	18	80	2.92	18	18
100	2.97	3.57	24	100	3.07	3.69	22	100	3.65	22	22
120	3.57	4.29	29	120	3.69	4.43	27	120	4.39	27	27
150	4.47	5.37	36	150	4.62	5.54	33	150	5.50	33	33
180	5.37	6.45	43	180	5.54	6.66	40	180	6.61	40	40
200	5.97	7.17	48	200	6.16	7.40	44	200	7.34	44	44
240	7.17	8.61	57	240	7.40	8.89	53	240	8.82	53	53
300	8.97	10.77	71	300	9.26	11.12	66	300	11.03	66	66

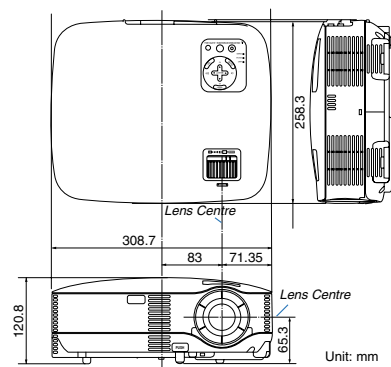
The actual throwing distance may vary within plus or minus 5%. The indicated distance is a design value only.

■ Remote Control



■ Dimensions

Although the appearance is slightly different, the VT700, VT695, VT595, VT590, VT491, VT59 and VT49 are the same in dimensions.



■ Soft Case (basic accessory)



■ Options



WLPJ-0706-011RR

for more information  
[www.nec-pj.com](http://www.nec-pj.com)

All other trademarks are the property of their respective owners.  
 The images in this brochure are samples.  
 This brochure uses recycled paper.

Empowered by Innovation



Empowered by Innovation



# Portable Projector VT700/VT695/VT595/VT590 VT491/VT59/VT49

High-performance, cost-effective projector offers easy, multifunction operation perfect for business and education.



- DVI input connector (DVI-I) and HDCP compatible (VT700 / VT695 and VT595 only)
- Quick start & quick cool down
- Auto Vertical Keystone Correction (VT700 / VT695 and VT595 only)
- Wall Colour Correction
- Very quiet operation
- Built-in speaker (5W for VT700 / VT695 / VT595 and 1W for VT590 / VT491 / VT59 / VT49)
- Security function

From Digital Cinema to Mobile Convenience - NEC Projector is the Best Solution





## VT700/VT695/VT595/VT590 VT491/VT59/VT49

Easy to Use

Quick Start

Quiet Operation

### ● DVI input connector (DVI-I) and HDCP compatible (VT700 / VT695 and VT595 only)


With the DVI-I input connector (DVI-I), the projector can display digital RGB images. By using the DVI-RGB adapter, analogue RGB signals can be connected from two computers. The DVI-I input connector supports HDCP.

### ● Quick start & quick cool down

Eight seconds after turning on the power, the projector is ready to display PC or video images. Powering down, the fans stop 30 seconds after turning off the power from the remote control or cabinet control panel. The projector can be stored immediately after powering down. The main power for the projector can be turned off by either pressing the main power switch or by unplugging the power cable, even during the cool down period after the projector is turned off.

### ● Auto Vertical Keystone Correction adjusts the trapezoidal distortion to correct the projected image (VT700 / VT695 and VT595 only)

If the position of the screen is too high or low, the projector must be installed at an angle, resulting in trapezoidal distortion of the projected images. The acceleration sensor built into the main unit senses the inclination of the unit in the vertical direction and then corrects for any trapezoidal distortion in the projected image automatically to project square images (+/- 30 degrees from the projection angle). Projector setup is quick and easy as manual correction is not necessary. Manual vertical Keystone Correction is available on the VT590/VT491/VT59/VT49.



### ● Wall Colour Correction for vivid images even without a screen

Without a screen, projected images are affected because of the colour of the wall or blackboard you are projecting on to. The built-in colour correction for projecting images on a coloured wall or blackboard in this projector means that the colour tones of the projected image is approximate to those that are projected on to a white screen. The following eight colour options are available : blackboard, blackboard (grey), light yellow, light green, light blue, sky blue, light rose, and pink.



### ● Very quiet operation in Eco Mode

Eco Mode operation drops projector noise to 25 dB for very quiet operation (VT59/VT49) and extends the lamp replacement period up to a maximum of 4000 hours (VT59/VT49). In this mode, total cost of ownership can be effectively reduced. The projector can be put in to Eco Mode very easily with a button on the remote control.



### ● Auto start

Turns the projector on automatically when the power cable is inserted into an active power outlet. This eliminates the need to use the POWER button on the remote control or projector cabinet. \*To use Auto Start, first set the main power switch to "On" before plugging in the power cable.

### ● Built-in speaker for integrated audio solutions

The built-in monaural speaker (5W for VT700/VT695/VT595 and 1W for VT590/VT491/VT59/VT49) on the main unit outputs audio from computer, video, and S-video inputs.

### ● Security function prevents unauthorized use or theft

Password access prevents unauthorized use of the projector. Once the security function is activated, a message requesting the password is displayed when the power of the main unit is turned on. It is not possible to project an image unless the correct password is entered.

### ● Carrying handle for easy transport

The supplied carrying handle can be installed on the main unit for easy transportation. (VT700/VT695/VT595/VT590/VT491 only)

### ● Remote Mouse Operation

You can use the supplied wireless remote control and the optional remote mouse receiver to control your PC from across the room. The optional remote mouse receiver (NP01MR) supports almost any PC with a USB connection.

### ● High Altitude Mode

The high altitude mode, allows operation of the projector in low air pressure / high altitudes, eg. venues located over 1,600m above sea level.(VT700)

### ● Supports component signals

### ● Preset function for setting and storing your favorite colour settings

### ● HDTV (1080i, 720p) and SDTV (576p, 480p) compatibility

### ● Short focal length lens

NP01MR(Optional)



Model	Resolution	Brightness	Zoom	Computer Input	Speaker
VT700	XGA	3000 ANSI lumens	Manual Zoom	Analog with DVI-I	5W
VT695	XGA	2500 ANSI lumens	Manual Zoom	Analog with DVI-I	5W
VT595	XGA	2000 ANSI lumens	Manual Zoom	Analog with DVI-I	5W
VT590	XGA	2000 ANSI lumens	Manual Zoom	Analog	1W
VT491	SVGA	2000 ANSI lumens	Manual Zoom	Analog	1W
VT59	XGA	1600 ANSI lumens	Manual Zoom	Analog	1W
VT49	SVGA	1600 ANSI lumens	Digital Zoom	Analog	1W

● Manual Zoom  
VT700/695/595/590/491/59



● Digital Zoom  
VT49



● Terminal Panel  
VT700/VT695/VT595



● Terminal Panel  
VT491



● Terminal Panel  
VT590/VT59/VT49

